


Success and Security  
for the Labelprinter.

**gallus**

# Gallus RCS 430

A class of its own.



[www.gallus-group.com](http://www.gallus-group.com)

Member of the Heidelberg Group

# Maximum versatility for label printing.

The Gallus RCS 430 stands out thanks to its extensive automation and the maximum flexibility it offers when choosing printing methods. This successful machine system performs impressively across the board thanks to its unique modular design. Label printers around the world trust in the high productivity of Gallus RCS machine systems that help them set quality benchmarks in label printing. What's more, Gallus has achieved another technical milestone with the RCS 430, thanks to its cutting-edge units for UV offset printing.


## **A machine system with character**

As a modular inline press with direct drive technology, the Gallus RCS 430 can be configured and extended at will. Individual printing methods can be replaced without needing to separate the web. Thanks to the high degree of automation in all its modules, the press puts in an impressive performance by minimising waste and dramatically reducing changeover times. The Gallus RCS 430 also features dynamic feed, presettings for web tension, length register and cross-register, and automatic washing units.

## **At a glance**

- Access to machine setting data from the main memory for repeat jobs
- Remote diagnosis via the Internet
- Extremely sparing use of all resources for maximum eco-efficiency
- Printing methods: UV offset, UV flexographic and rotary screen printing, solvent rotogravure, hot foil embossing and cold foil printing – separately or in combination
- Embellishing: Coating, varnishing and lamination





**Exceptional productivity and flexibility for the production of complex labels.**


## Gallus RCS 430

### Maximum process flexibility

The Gallus RCS 430 harnesses unrivalled application and process flexibility for label printers. The press can handle any substrate with ease – from extremely thin monofoils that are just a few micrometres thick to tube laminates up to 450 micrometres.

### Fast, straightforward and without separating the web


The Gallus RCS 430 supports six printing processes and is thus redefining the future of label printing. Offset printing, flexographic printing, screen printing and hot foil embossing can be easily integrated at any position in the press in a matter of just a few minutes – without having to separate the web. Similarly, secondary processes such as cold foil embossing, laminating and reverse-side printing can be integrated quickly and easily anywhere on the secondary rail system.



The platform concept, modular design and high level of automation enable to produce top-quality cost-effectively.



Maximum flexibility and quality as regards processes and substrates.



A sturdy top rail makes mounting and moving press assemblies extremely easy.



Dramatic reduction in setup and changeover times thanks to automation and direct drive technology.


## Gallus RCS 430

### The benchmark for operational efficiency

The consistent platform concept, modular design and high degree of automation ensure cost-effective and eco-efficient production to the highest standards in printing quality. When working on repeat orders, the job data memory can be used to call up machine setting data from the main memory as required.

### Cutting-edge control technology

The new generation of Gallus machine systems features the latest control technology and unlocks potential synergies for label printers that are using a range of Gallus machine systems – as you would expect from a standardised technology platform and operating concept. Additional benefits include the intuitive user guidance system of the press, which is based on a state-of-the-art touchscreen panel. Numerous technical modifications have been made to the hardware – such as improvements to the web transport and enhanced register accuracy – based on feedback from Gallus RCS users and their experience with the machine system. What's more, the optimised inking units in the offset printing unit of the new RCS 430 now exhibit even better colour stability.




### **Automation on top**

By using Flying Imprint for flexographic printing, operators can change texts and motifs without interrupting production. And, thanks to optimum end-to-end automation, the Gallus RCS 430 supports extremely short job changeover and setup times with minimal waste. The format variability of the Gallus RCS 430 also ensures complete machine flexibility when it comes to printing methods, substrates and job structures.

### **Automation in offset printing**

The inking and wetting units on the Gallus RCS 430 are driven separately, which means the press can achieve the necessary ink/water balance before the actual printing process itself starts. The startup sequence allows the offset unit and format cassette to rotate at setup speed, with the web moving at only 1 m/min. This ensures that printing quality can be achieved very quickly with minimal startup waste. In conjunction with ink zone presetting, the Gallus RCS 430 sets a new and cost-effective benchmark for label printers using offset printing.



## Gallus RCS 430


### Leading quality in UV offset printing

Using the Gallus RCS 430, label printers can achieve print results to the highest possible quality standard while maintaining the best possible performance in terms of output and cost-efficiency. The robust design, state-of-the-art servo drive technology and intelligent user interface ensure optimum print quality. Thanks to its high degree of automation, the Gallus RCS 430 achieves offset printing results in a quality that matches that of sheetfed offset.


### Highly reproducible quality

Equipped with the latest, configurable servo direct drives, the Gallus RCS 430 supports continuous production. The temperature of the inking unit is constant and the quantity of ink is adapted continuously to the operating speed. What's more, the wetting unit fountain roller and doctor roller are fitted with direct drives. The motorised printing units are quick and easy to adjust, which ensures consistent and precise reproduction of print results. Thanks to the use of an independent drive

controller for the doctor-roller drive, the ink/water profiles of each individual offset printing unit on the Gallus RCS 430 can be customised, saved and then easily called back up at a later date via the job data memory.



Straightforward and reliable – the offset printing unit.




Highly reproducible quality thanks to the format cassette.




### Unique offset inking and wetting unit

The inking and wetting unit of the Gallus RCS 430 incorporates 21 rollers that ensure consistent, outstanding and reproducible printing quality, very short setup times and reduced waste. As in modern sheetfed offset presses, the wetting solution is applied via a separate forme damping-roller. Three inking rollers transfer the ink to the plate cylinder. A bridge roller connects or disconnects the wetting unit to/from the inking unit. It can be applied for rapid inking-up or washing and for printing without the wetting unit (e.g. varnishing of solids). Separation of the wetting and inking unit is also advisable when working with metallic inks.



The assignment of the relevant ink and water profiles is also retained for repeat jobs, since the data can be retrieved from the main memory at any time.



Central touchscreen panel – all functions close at hand.

# Gallus RCS 430

## Technical specifications

### Machine System Gallus RCS 430

#### Machine specifications

Mechanical machine speed max.	160 m/min	525 ft/min
Web width max.	435 mm	17 1/8"
Web width min.	210 mm	8 1/4"
Printing and processing width max.	430 mm	17"

#### Flexographic, screen and cold foil printing plus hot foil embossing

Format range	304.8 – 635 mm	12" – 25"
Format length increment standard	3.175 mm	1/8"
Format length increment optional	continuous	continuous
Number of print operations max.	14	

#### Offset printing

Format range	330.2 – 635 mm	13" – 25"
Format length increment standard	25.4 mm	1"
Format length increment optional	3.175 mm	1/8"
Number of offset printing units max.	8	
Number of ink zones	17	
Number of form rollers	4	
Number of form-damping rollers	1	
Number of inking rollers	3	
Number of ink distributor rollers	4	

#### Drying

UV	✓	
----	---	--

#### Rotary processing

Format range	304.8 – 635 mm	12" – 25"
Format length increment standard	3.175 mm	1/8"
Format length increment optional *	continuous	continuous
Number of processing operations max.	on request	

#### Substrates

Self-adhesive materials	✓
Paper	✓
Cardboard	✓
Monofoil label materials	✓
Tube laminates	✓

#### Remote diagnosis

	✓
--	---

\* For 1-piece tool

All technical data represents approximate values. Technical data may vary depending on the machine configuration, job, web width, consumables, substrate and possibly other factors. Gallus reserves the right to make technical and other changes.

## Gallus Customer Service – completely individually

### Technology Support

Innovation gives our customers a crucial competitive edge. The experienced Gallus team provides them with optimum coordination of print and finishing options, application tests and professional consulting and support for all operational processes.

### Customer Support

The press's availability has a major impact on production, determining, for example, whether delivery times are met and production costs kept within budget. Through continuous and long-term maintenance, we help our customers minimize production stoppages and maximize press availability.



## Gallus Original Parts & Consumables

A chain is only ever as strong as its weakest link. An insignificant fault can have a huge impact – if a sensor fails, for example, this can shut down an entire press or reduce print quality. Printing accessories, original service parts and overhauls are just a few other factors affecting print quality.

### Gallus Training

Employee expertise in using and maintaining a press is a key success factor in maximising productivity and print quality. We provide support to our customers with various training options, either at the Gallus customer centre or directly at the customer's premises.




## Gallus Rotascreen – simple integration for optimum results

Screen printing is an excellent option particularly when good coverage, precise detail and colour intensity are needed to obtain brilliant, high-quality images. The Gallus rotary screen printing units can be easily integrated into most Gallus machines. Printing systems using screen printing in combination with letterpress printing, flexographic printing and hot foil embossing are supported alongside a variety of processing functions. The printing units can be easily replaced, which means that the machine system can be reconfigured for every printing job.



# gallus

Gallus Ferd. Rüsch AG  
Harzbüchelstrasse 34  
9016 St. Gallen, Switzerland  
T + 41 71 242 86 86  
F + 41 71 242 89 89  
info@gallus-group.com  
www.gallus-group.com



Gallus and SCREENY are registered trademarks of Gallus Ferd. Rüsch AG in Switzerland and other countries.  
All other trademarks are property of their respective owners. This publication is protected by copyright.