



DR 100e*

Compact & affordable
mobile imaging system

Exceptional Ease – Mobility – Handling



IMAGING

made easy

Not all patients who need imaging exams have the mobility to move to the X-ray room. So if the patient can't get to imaging, imaging must come to the patient!

Enter the DR 100e: your compact mobile imaging system that makes bedside and ICU imaging convenient and cost-effective. Quickly maneuver it down even narrow corridors, set it up right where you need it, and give your patient a comfortable imaging experience. The powerful X-ray generator and excellent Direct Radiography (DR) quality, including MUSICA image processing, provide exceptional cost-effectiveness and performance.

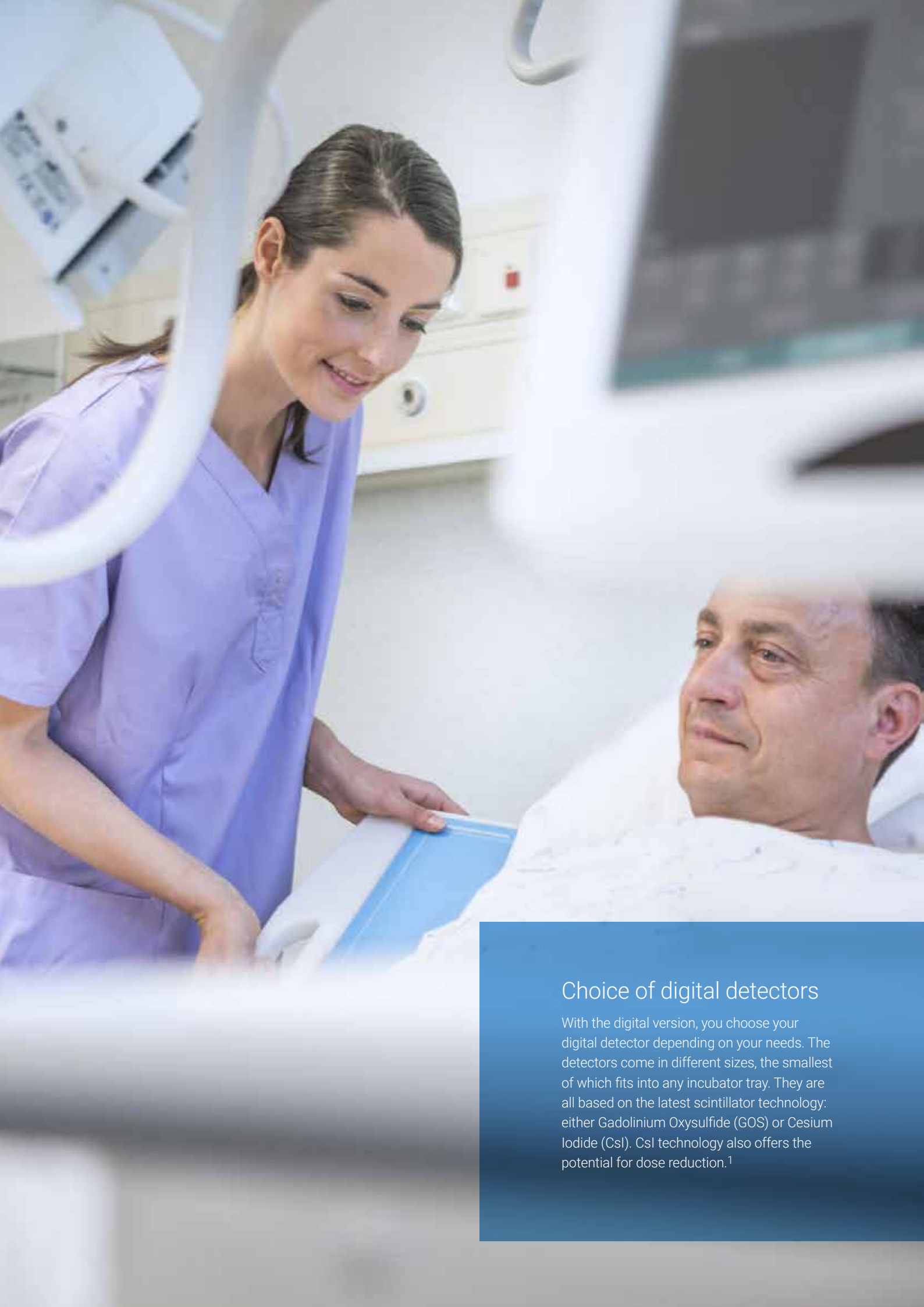




DR 100e

Your compact
mobile imaging system

- Affordable and easy-to-use X-ray solution
- Comfortable imaging experience for patient and operator
- Short exposure times and fast assessment of images after exposure
- Outstanding image quality and dose reduction potential
- Seamless connectivity with PACS, HIS/RIS and imagers
- Wireless detector for improved flexibility and infection control
- Your path to Direct Radiography at your own pace



Choice of digital detectors

With the digital version, you choose your digital detector depending on your needs. The detectors come in different sizes, the smallest of which fits into any incubator tray. They are all based on the latest scintillator technology: either Gadolinium Oxysulfide (GOS) or Cesium Iodide (CsI). CsI technology also offers the potential for dose reduction.¹

COMFORT

With its convenient handling and compact size, the DR 100e offers improved comfort for patient and operator alike.

Easy maneuverability for challenging tasks

The mobile DR 100e is specially designed for the confined spaces and hallways of hospitals and clinics. Easily maneuvered to virtually any location, its small width makes it ideal for the limited room in the ICU or around the patient's bedside. A choice of a fixed or rotating column offers outstanding handling flexibility for every budget. So even the smallest healthcare facility can cope with challenging imaging tasks.

Wireless mobility offers improved flexibility

The wireless capability of the DR 100e detector provides excellent flexibility, improving your overall workflow. And wireless detectors offer a more hygienic solution because no cable cleaning is required making the DR 100e suitable for ICU, pediatrics and neonatal areas.

Direct Radiography, on the go!

The DR 100e comes in analog and digital versions. The analog version can handle a broad range of general radiography X-ray studies using either Computed Radiography (CR) cassettes or film, and offers you an affordable upgrade path to Direct Radiography (DR) at your own pace.

With the digital version, you can enjoy the productivity benefits of DR, including a lower cost per exam. Captured images can be validated immediately after exposure; should a retake be required, it can be made straightaway. The efficient image acquisition, preview and finishing permits a faster exam time, with improved operator productivity and patient comfort.



¹ Testing with board-certified radiologists has determined that Cesium Bromide (CR) and Cesium Iodide (DR) Detectors, when used with MUSICA image processing, can provide dose reductions between 50 to 60%, compared to traditional Barium Fluoro Bromide CR systems. Contact Agfa for more details.

PERFORMANCE

*With the DR 100e, you don't have to choose between convenience and quality:
you get the fast, high-quality images needed for diagnostic confidence.*



Raising the bar by lowering the dose

The DR 100e gives you all three pillars that support the efficient use of DR in clinical practice, as described by Frost & Sullivan:

- a combination of high resolution, sharp detail and high contrast that can increase diagnostic confidence;
- a radiation dose that is as low as reasonably achievable;
- and a high workflow productivity that helps you address high patient volumes and staff availability cost-effectively.

A full range of applications

Both the digital and analog versions let you make, process and view X-ray images of the skeleton, chest, abdomen and other body parts on adult, pediatric or neonatal patients, enabling you to optimize your investment and productivity.

Powerful generator

The DR 100e is equipped with X-ray generator power of 32 kW. This high and effective generator power results in short exposure times and sharp images.

Efficient connectivity

The DR 100e (digital version) communicates seamlessly with your PACS, HIS and RIS, eliminating manual data entry that may result in typographical errors. Images can be sent directly to your PACS and/or imager, in DICOM format, using either your WiFi connection or wired network capabilities.

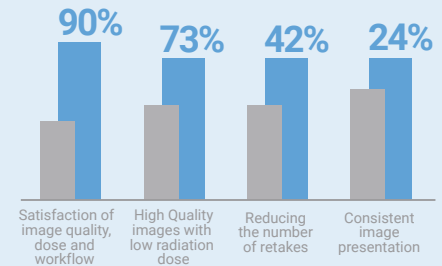
High image quality and dose reduction potential

The 'gold standard' intelligent MUSICA image processing has been specially adapted and tuned to further enhance the excellent DR image quality. Exam-independent, it provides consistent image quality and high contrast detail. Time after time, the excellent image quality also gives the potential for significant dose reduction without the need for manual adjustments when using CsI detector technology – which is especially desirable for pediatric and neonatal environments!

General Radiography
accounts for 40% to 45% of diagnostic imaging examinations in the US

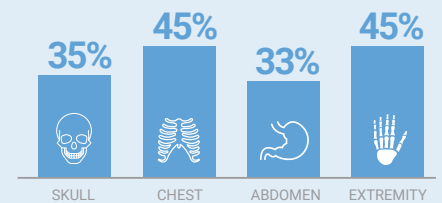
IMAGE QUALITY

Comparison of previous DR System to current Agfa DR System



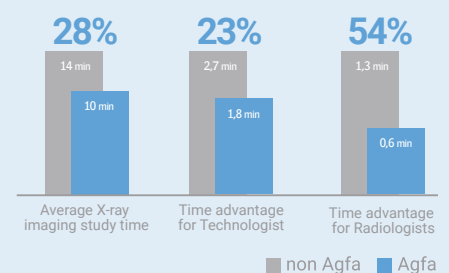
DOSE REDUCTION

Reported reduction of average radiation dosage after replacing competing DR system

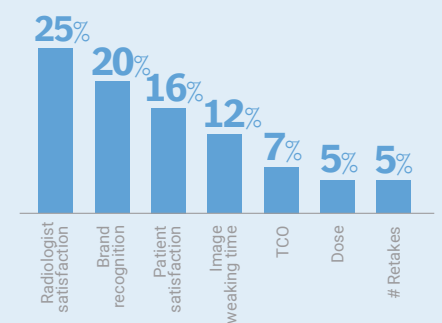


WORKFLOW PRODUCTIVITY

Agfa HealthCare MUSICA has significant impact on radiology workflow



MOST IMPORTANT FACTORS TO UPGRADE TO DR



From the imaging and integration specialists

Imaging and integration are our core business. The DR 100e is built on the same proven technologies as all Agfa solutions. You can be confident that it delivers top-quality, best-of-breed equipment, from a state-of-the-art vendor committed to using innovation to answer the real needs of ALL hospitals and healthcare facilities.

Backed by proven experience and commitment

Agfa offers service agreement solutions tailored to the individual customer's situation. The service agreements are available in Basic, Comfort and Advanced levels, making lifecycle costs predictable. A worldwide team of some 1000 service professionals is at your disposal to provide support at all phases of your project. As an additional service, they can help you customize your examination tree or link RIS protocol codes for an even higher return on investment. Furthermore, this team carries out tasks that go well beyond maintenance, including value-added services such as staff training, super user training and software upgrades.

For more information on Agfa, please visit our website on www.agfa.com ■

* DR 100e is not available in the USA and Canada.

Agfa, the Agfa rhombus, DX-D and MUSICA are trademarks of Agfa-Gevaert NV, Belgium, or its affiliates. All rights reserved. All information contained herein is intended for guidance purposes only, and characteristics of the products and services described in this publication can be changed at any time without notice. Products and services may not be available for your local area. Please contact your local sales representative for availability information. Agfa-Gevaert NV diligently strives to provide as accurate information as possible, but shall not be responsible for any typographical error.

© 2018 Agfa NV
All rights reserved
Published by Agfa NV
Septestraat 27 - 2640 Mortsel
Belgium

201808